

Linear guide rails

LFS-12-1

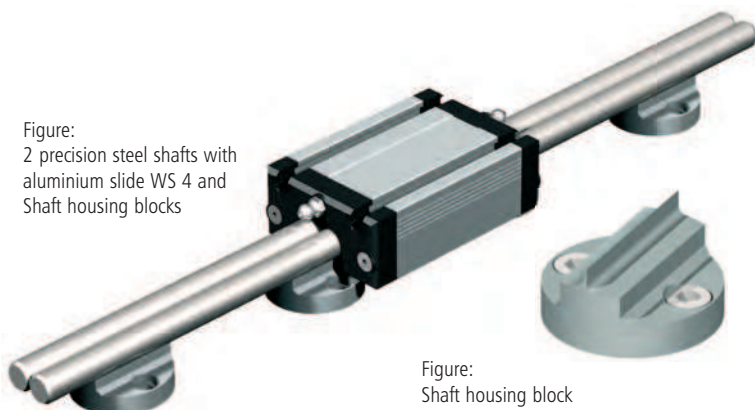


Figure:
2 precision steel shafts with
aluminium slide WS 4 and
Shaft housing blocks

Figure:
Shaft housing block

Features

- W 40 x H 27 mm
- 2 precision steel shafts Ø 12
- anti-twist
- aluminium shaft housing blocks
- securing from above or below with M6 drillings in the housing blocks
- guide any length up to 3m
- special lengths to order
- weight: approx. 1.9 kg/m

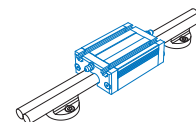
Ordering key

227 312 XXXX

Length in mm (in 100 mm raster)
e.g. **0298** = Length 298
2998 = Length 2998

Special lengths to order

N.B.!
The part no. refers to one steel shaft only !



Aluminium slide

- clamping surface plane milled
- weight: approx. 0.3 kg
- option: stainless steel version

L 94 x W 62 x H 31.5 mm (WS 4/70)

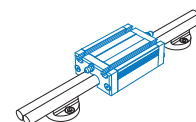
Part no.: **223104 0070**

Stainless steel: **223104 1070**

L 124 x W 62 x H 31.5 mm (WS 4)

Part no.: **223104**

Stainless steel: **223104 1000**

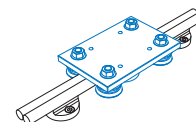


Steel slide LS 1

L 91 x W 60 x H 32 mm

- clamping surface ground
- weight: approx. 0.8 kg

Part no.: **223006**



Trolley LW 3

L 125 x W 85 x H 7.7 mm

- ground steel plate
- weight: approx. 0.9 kg

Part no.: **223008**

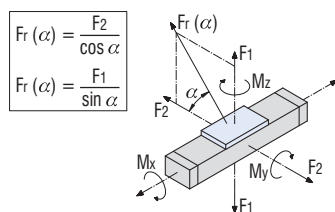
Shaft housing blocks

- Ø 40 mm, hole spacing 28 mm
- cast zinc, VE 10 units

Part no.: **221501**

Load data

Shaft slide WS 4/70		Shaft slide WS 4		Steel slide LS 1		Trolley LW 8	
C ₀	3003 N	C ₀	4868 N	C ₀	3508 N	C ₀	2160 N
C	1873 N	C	2426 N	C	2105 N	C	4000 N
F ₁ static	2821 N	F ₁ static	4157 N	F ₁ static	3549 N	F ₁ static	4320 N
F ₁ dynamic	1599 N	F ₁ dynamic	2071 N	F ₁ dynamic	2130 N	F ₁ dynamic	3846 N
F ₂ static	3303 N	F ₂ static	4868 N	F ₂ static	3508 N	F ₂ static	2160 N
F ₂ dynamic	1873 N	F ₂ dynamic	2426 N	F ₂ dynamic	2105 N	F ₂ dynamic	4000 N
M _x static	29.8 Nm	M _x static	43.9 Nm	M _x static	36.2 Nm	M _x static	109.5 Nm
M _y static	105.3 Nm	M _y static	155.2 Nm	M _y static	129.0 Nm	M _y static	194.4 Nm
M _z static	123.3 Nm	M _z static	181.7 Nm	M _z static	127.5 Nm	M _z static	97.2 Nm
M _x dynamic	16.8 Nm	M _x dynamic	21.8 Nm	M _x dynamic	21.7 Nm	M _x dynamic	97.4 Nm
M _y dynamic	59.7 Nm	M _y dynamic	77.3 Nm	M _y dynamic	77.4 Nm	M _y dynamic	173.0 Nm
M _z dynamic	69.9 Nm	M _z dynamic	90.5 Nm	M _z dynamic	76.5 Nm	M _z dynamic	180.0 Nm

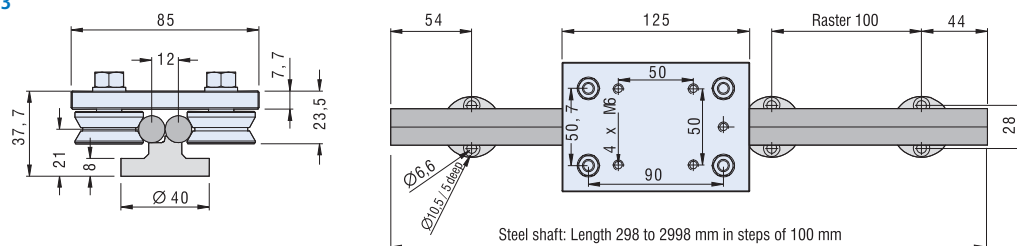


Linear guide rails

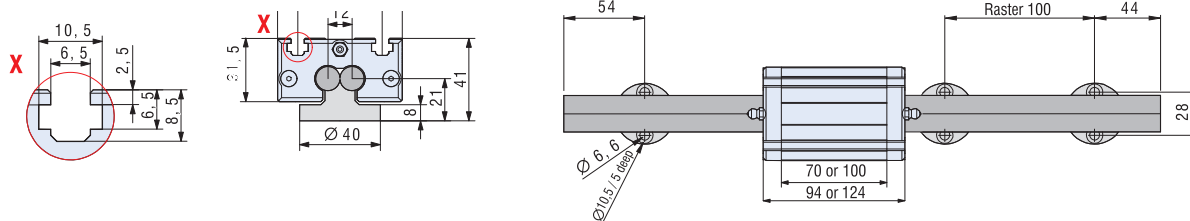
LFS-12-1

Dimensioned drawings

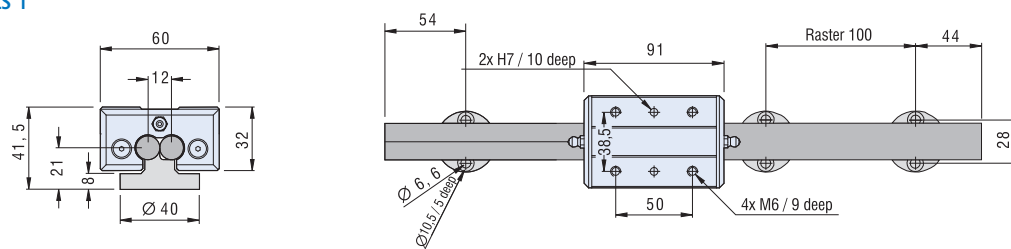
LFS-12-1 with trolley LW 3



LFS-12-1 with Shaft slide WS 4/70 or WS 4



LFS-12-1 with steel slide LS 1



Shaft housing block

