

Linear guide rail

LFS-12-11



Features

- W 20 x H 31 mm
- Precision steel shaft Ø 12
- Aluminium shaft housing profile, naturally anodised
- Securing from below with M6 tapped rail in T-slot insert on flat surface
- Special lengths available on request
- Weight: approx. 1.3 kg/m

Ordering key

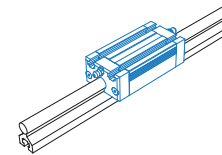
220 002 XXXX

Length in mm

e.g. **0298** = Length 298

0998 = Length 998

Profile length = Length overall L -2 mm



Aluminium slides

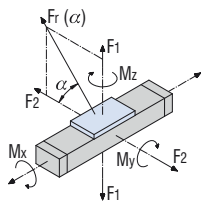
- With recirculating ball guide
- M6 T-slot inserts
- Central lubrication system option
- Adjustable for no play
- Option: stainless steel version

Load data

Shaft slides WS 6/70	
C ₀	3303 N
C	1873 N
F ₁ static	2821 N
F ₁ dynamic	1599 N
F ₂ static	3303 N
F ₂ dynamic	1873 N
M _x static	-
M _y static	105.3 Nm
M _z static	123.3 Nm
M _x dynamic	-
M _y dynamic	59.7 Nm
M _z dynamic	69.9 Nm

Shaft slides WS 6	
C ₀	4868 N
C	2426 N
F ₁ static	4157 N
F ₁ dynamic	2071 N
F ₂ static	4868 N
F ₂ dynamic	2426 N
M _x static	-
M _y static	155.2 Nm
M _z static	181.7 Nm
M _x dynamic	-
M _y dynamic	77.3 Nm
M _z dynamic	90.5 Nm

Trolley LW 5	
C ₀	2160 N
C	4000 N
F ₁ static	4320 N
F ₁ dynamic	3846 N
F ₂ static	2160 N
F ₂ dynamic	4000 N
M _x static	-
M _y static	162.0 Nm
M _z static	81.0 Nm
M _x dynamic	-
M _y dynamic	144.2 Nm
M _z dynamic	150.0 Nm



$$F_r(\alpha) = \frac{F_2}{\cos \alpha}$$

$$F_r(\alpha) = \frac{F_1}{\sin \alpha}$$

L 96 x W 50 x H 31.5 mm (WS 6/70)
(weight: approx. 0.3 kg)

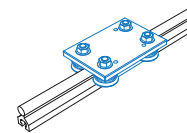
Part no.: **223106 0070**

Stainless steel: **223106 1070**

L 126 x W 50 x H 31,5 mm (WS 6)
(weight: approx. 0.5 kg)

Part no.: **223106**

Stainless steel: **223106 1000**



Trolley LW 5

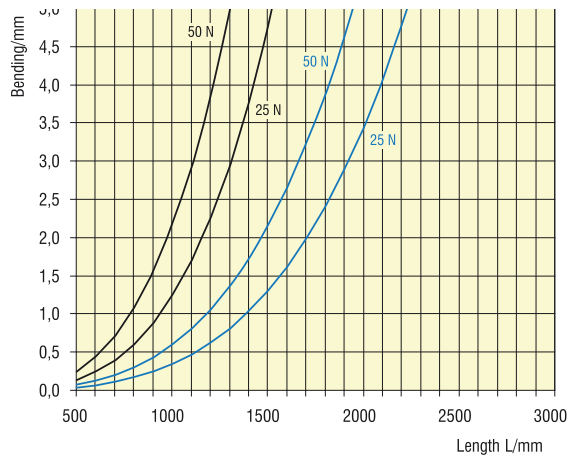
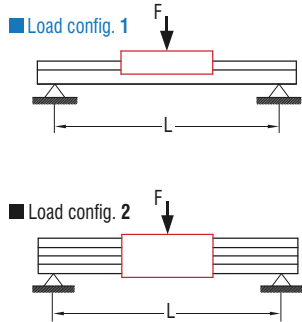
- L 110 x W 75 x H 7.7 mm
- Ground steel plate
- 4 rollers Ø 31, sealed for life
- Adjustable for no play
- Weight: 0.81 kg

Part no.: **223010**

Linear guide rail

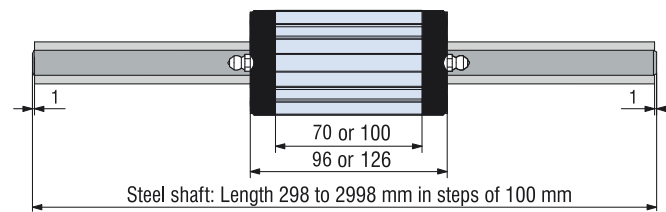
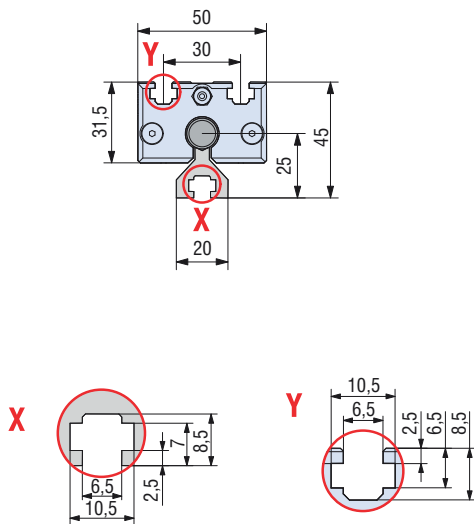
LFS-12-11

Bending



Dimensioned drawings

LFS-12-11 with aluminium slides WS 6/70 or WS 6



LFS-12-11 with trolley LW5

