

Linear guide rail

LFS-12-3



Features

- W 90 x H 31 mm
- 2 precision steel shafts Ø 12
- Anti-twist
- Aluminium shaft housing profile, naturally anodised
- increased shaft spacing allows higher torques to be absorbed
- Securing from above or below with M6 drillings in 100 mm raster
- Any guide length
- Weight: approx. 3.9 kg/m

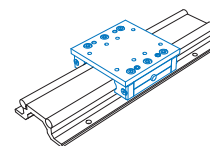
Ordering key

235 300 XXXX

Length in mm (in 100 mm raster)
e.g. **0029** = Length 298
0299 = Length 2998

Profile length = Length overall L -2 mm

Special lengths over 3000 mm with rod linkage to order.



Slides

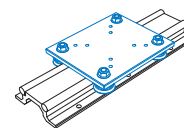
- Ground steel plate
- Central lubrication system option
- Adjustable for no play

L 100 x W 100 x H 32 mm (WS 7/70)
(weight: approx. 0.8 kg)

Part no.: **223107 0070**

L 200 x W 100 x H 32 mm (WS 7)
(weight: approx. 1.7 kg)

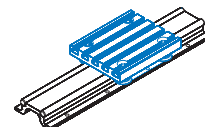
Part no.: **223107**



Trolley LW 8

- L 150 x W 125 x H 7.5 mm
- Ground steel plate
- 4 rollers Ø 31, sealed for life
- Adjustable for no play
- Weight: 1.51 kg

Part no.: **223013**



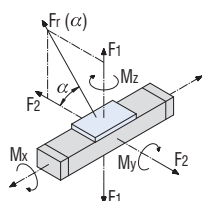
Trolley LW 2

- L 150 x W 125 x H 34.5 mm
- Aluminium T-slot plate
- 4 rollers Ø 31, sealed for life
- Adjustable for no play
- Weight: 0.97 kg

Part no.: **223005**

Load data

Shaft slides WS 7/70		Shaft slides WS 7		Trolley LW 2		Trolley LW 8	
C ₀	3303 N	C ₀	7303 N	C ₀	3114 N	C ₀	2160 N
C	1873 N	C	3179 N	C	1846 N	C	4000 N
F ₁ static	2821 N	F ₁ static	6237 N	F ₁ static	2659 N	F ₁ static	4320 N
F ₁ dynamic	1599 N	F ₁ dynamic	2715 N	F ₁ dynamic	1576 N	F ₁ dynamic	3846 N
F ₂ static	3303 N	F ₂ static	7303 N	F ₂ static	3114 N	F ₂ static	2160 N
F ₂ dynamic	1873 N	F ₂ dynamic	3179 N	F ₂ dynamic	1846 N	F ₂ dynamic	4000 N
M _x static	82.0 Nm	M _x static	181.2 Nm	M _x static	216.0 Nm	M _x static	189.2 Nm
M _y static	105.3 Nm	M _y static	232.8 Nm	M _y static	100.5 Nm	M _y static	248.4 Nm
M _z static	123.3 Nm	M _z static	272.5 Nm	M _z static	108.0 Nm	M _z static	124.2 Nm
M _x dynamic	46.4 Nm	M _x dynamic	78.8 Nm	M _x dynamic	168.4 Nm	M _x dynamic	168.4 Nm
M _y dynamic	59.7 Nm	M _y dynamic	101.3 Nm	M _y dynamic	192.3 Nm	M _y dynamic	221.1 Nm
M _z dynamic	69.9 Nm	M _z dynamic	118.6 Nm	M _z dynamic	200.0 Nm	M _z dynamic	230.0 Nm



$$Fr(\alpha) = \frac{F_2}{\cos \alpha}$$

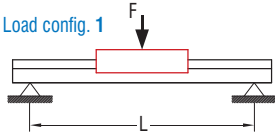
$$Fr(\alpha) = \frac{F_1}{\sin \alpha}$$

Linear guide rail

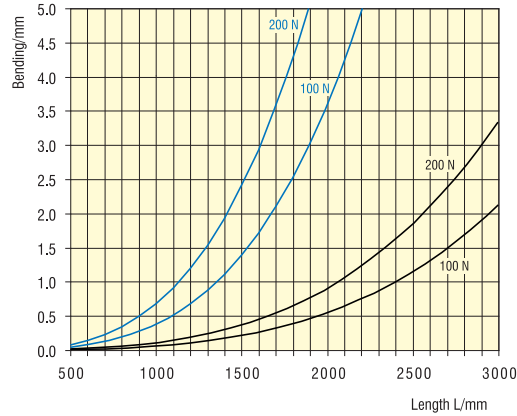
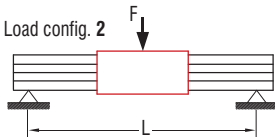
LFS-12-3

Bending

Load config. 1

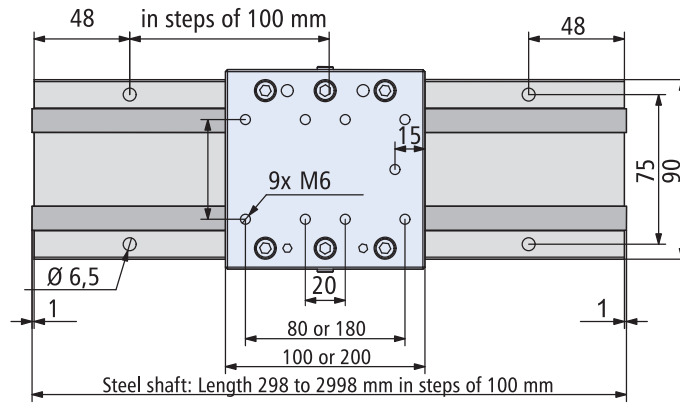


Load config. 2

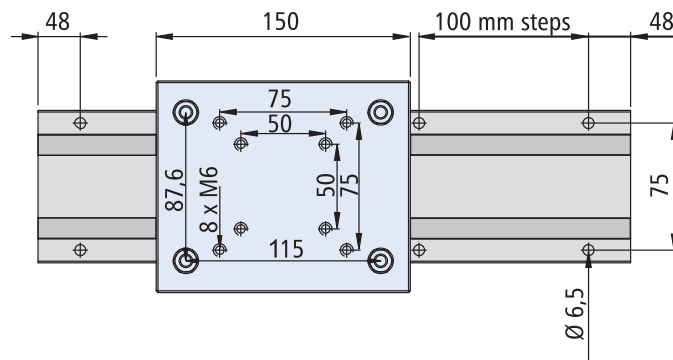


Dimensioned drawings

LFS-12-3 with aluminium slides WS 7



LFS-12-3 with Carriage LW 8



LFS-12-3 with Carriage LW 2

