


Mini rotary unit

MD 1



A **Installation plate**
(vertical installation of
closed design)
Part no.: **277026**

Features

- Low play toothed belt drive with stepper or DC servo motor
- Reduction 1 : 20
- Shaft Ø9 mm with boring
- Housing flange with inner cone SK 20
- Weight:
depending on design, from 1.35 kg

For pin assignment see page **B-122**
For transport loads, see page **B-123**

Options:

- Additional installation plate
(vertical installation possible)
- CNC controller

Ordering key

261010 0X10

Motors

- 0** = MS 045 HT stepper motor
2 = DC servomotor RE 40, with brushes
3 = brushless EC servomotor EC 42

Accessories



Chuck assembly
3-jaw chuck Ø 65
Part no.: **269060 2065***

* incl. Flange



Collet holder
Collet holder SK 20
for tools Ø 3 - 13 mm, with
installation ring
Part no.: **239122 9001**

Collets are on page 5-32.

Mini rotary unit

MD 1

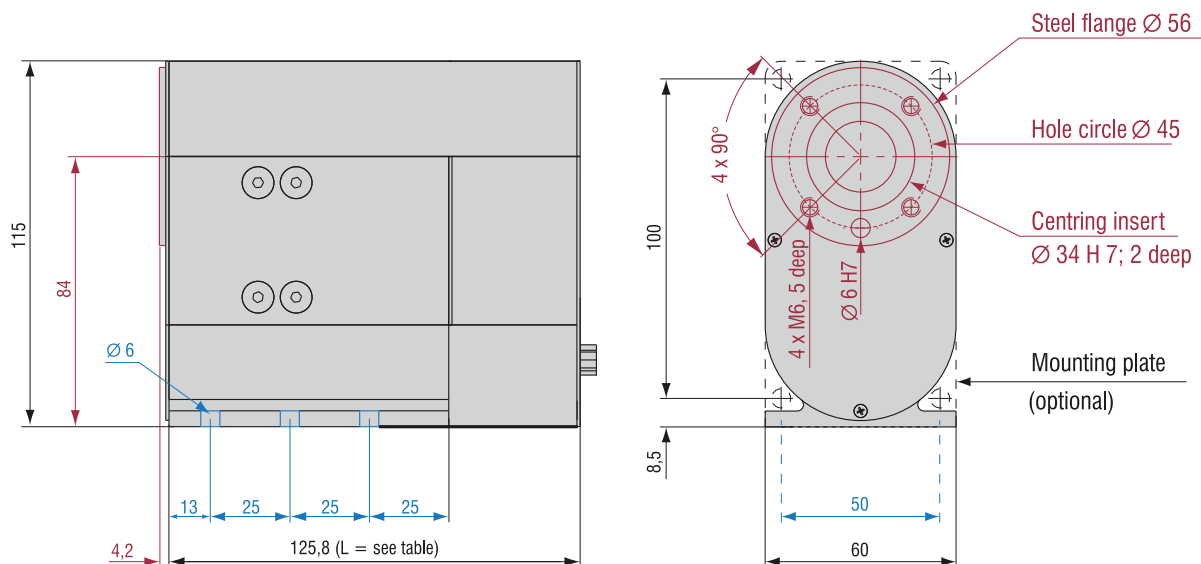
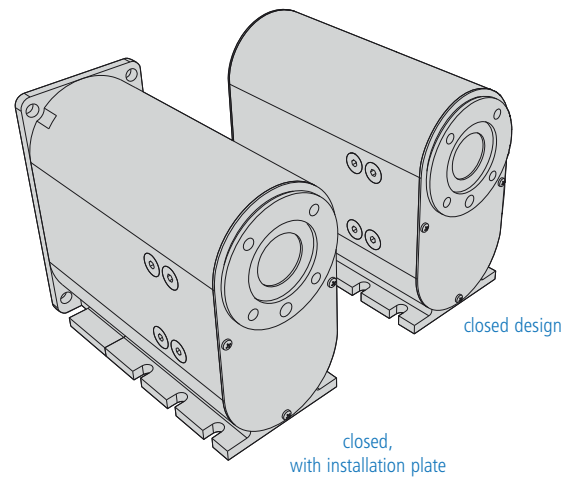
Technical specification

	MS 045 HT stepper motor *	DC servomotor RE 40	EC servomotor EC 42
Reduction ratio	1:20	1:20	1:20
Output speed [1/min]	0 - 60	0 - 175	0 - 150
Operating torque (0 - 1600 Hz) [Nm]	8	--	--
Rated torque [Nm]	--	3	3.2
Rated holding torque (static load) [Nm]	14	3.9	4
Min. step (positional accuracy) [arcmin]	3.5	2	2
Gewicht [kg]		1.35	

* Values for half-step operation

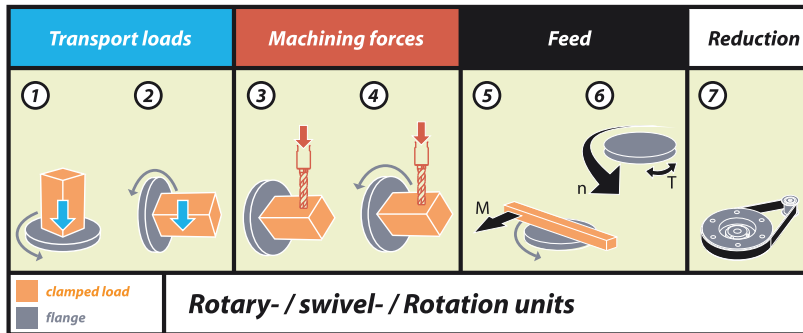
Dimensioned drawings

	Length L per step	Length L for DC servo
closed design	129 mm	180 mm
closed with installation plate	133 mm	184 mm



Turn/tilt/rotation units:

Transport loads, machining forces, feed



Rotary or tilting units	1*	2*	3	4	5	6	7
RDH-M (step)	100 kg	45 kg	55 Nm	24 Nm	24 Nm	4 rpm	1:51
RDH-M (step)	160 kg	70 kg	108 Nm	45 Nm	45 Nm	2 rpm	1:101
RDH-M (EC-servo, brushless)	110 kg	50 kg	26 Nm	9 Nm	9 Nm	22 rpm	1:51
RDH-M (EC-servo, brushless)	180 kg	80 kg	51 Nm	17 Nm	17 Nm	11 rpm	1:101
RDH-S (step)	30 kg	15 kg	7 Nm	7 Nm	7 Nm	4 rpm	1:51
RDH-S (step)	48 kg	24 kg	11 Nm	11 Nm	11 Nm	2 rpm	1:101
RDH-S (EC-servo, brushless)	30 kg	15 kg	7 Nm	4.6 Nm	4.6 Nm	22 rpm	1:51
RDH-S (EC-servo, brushless)	48 kg	24 kg	11 Nm	4.6 Nm	9.2 Nm	11 rpm	1:101
RDH-S (DC-servo)	25 kg	13 kg	7 Nm	4.6 Nm	4.6 Nm	22 rpm	1:51
RDH-S (DC-servo)	40 kg	20 kg	11 Nm	8.7 Nm	8.7 Nm	11 rpm	1:101
RDH-XS (step)	30 kg	10 kg	5 Nm	5 Nm	5 Nm	24 rpm	1:50
RDH-XS (step)	30 kg	10 kg	7 Nm	7 Nm	7 Nm	12 rpm	1:100
RDH-XS (EC-servo, brushless)	30 kg	10 kg	5 Nm	5 Nm	5 Nm	59 rpm	1:50
RDH-XS (EC-servo, brushless)	30 kg	10 kg	7 Nm	7 Nm	7 Nm	30 rpm	1:100
RDH-XS (DC-servo)	30 kg	10 kg	5 Nm	5 Nm	5 Nm	70 rpm	1:50
RDH-XS (DC-servo)	30 kg	10 kg	7 Nm	7 Nm	7 Nm	35 rpm	1:100
RF 1 (step)	60 kg	30 kg	37 Nm	17.5 Nm	17.5 Nm	50 rpm	1:24
RF 1 (step)	100 kg	50 kg	75 Nm	38 Nm	38 Nm	23 rpm	1:52
RF 1 (step)	150 kg	75 kg	75 Nm	75 Nm	75 Nm	12 rpm	1:100
RF 1 (DC servo/EC servo)	70 kg	35 kg	7 / 12 Nm	6 / 10 Nm	6 / 10 Nm	125 rpm	1:24
RF 1 (DC servo/EC servo)	110 kg	55 kg	16 / 26 Nm	13 / 22 Nm	13 / 22 Nm	58 rpm	1:52
RF 1 (DC servo/EC servo)	160 kg	80 kg	30 / 50 Nm	25 / 42 Nm	25 / 42 Nm	30 rpm	1:100
MD 1 (step)	5 kg	2.5 kg	14 Nm	8 Nm	8 Nm	60 rpm	1:20
MD 1 (DC servo)	6 kg	3 kg	3.9 Nm	3 Nm	3 Nm	175 rpm	1:20
MD 1 (EC servo, brushless)	6 kg	3 kg	4 Nm	3.2 Nm	3.2 Nm	150 rpm	1:20
ZR 20 (step)	10 kg	5 kg	14 Nm	8 Nm	8 Nm	60 rpm	1:20
ZD 30 (step)	14 kg	8 kg	20 Nm	12 Nm	12 Nm	40 rpm	1:30

*) Guideline values will vary according to application !!