

Indexing table/Rotary unit

RDH-XS



RDH-XS as Rotary unit



RDH-XS as Indexing table

Features

- With precision transmission
 - High load capacity, rigid drive bearing
 - Absence of play and high torsional rigidity
- Reduction 1:50 or 1:100
- Stepper or servomotor
- Protection class IP 65
- Stainless design
- Transfer accuracy < 2 minutes of arc
- Repeatability < ± 1 minute of arc
- No maintenance

For pin assignment see page **B-122**
For transport loads, see page **B-123**

Ordering key

2 6 6 0 0 X 0 X 0 0

Transmission reduction

0 = 100

1 = 50

Motors

0 = Stepper motor MS 045 HT with encoder (400 imp., 3-channel, RS422)

2 = brushed DC servomotor RE 40

3 = brushless EC servomotor EC 42

5 = Stepper motor without encoder

Accessories



Chuck assembly

3-jaw chuck \varnothing 65Part no.: **269060 4065***

* including flange



Tailstock unit RE XS

for RDH-XS

Part no.: **269100 0020** (200 mm)Part no.: **269100 0030** (300 mm)Part no.: **269100 0040** (400 mm)Part no.: **269100 0050** (500 mm)

Indexing table/Rotary unit

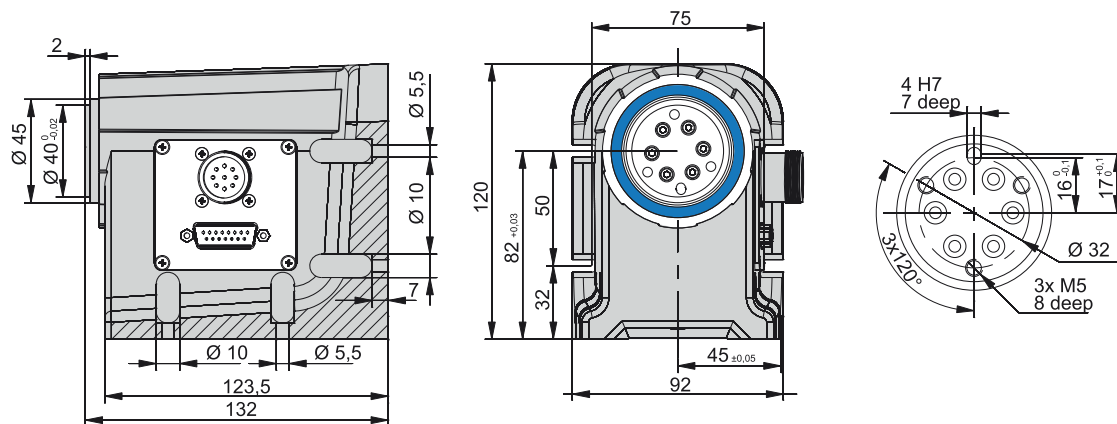
RDH-XS

Technical specification

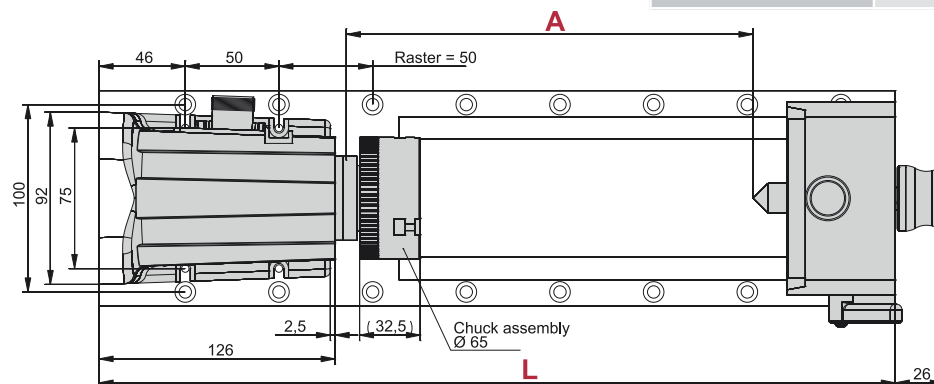
	stepper motor MS 045 HT *		EC servomotor EC 42		DC servo motor RE 40	
Reduction ratio	1:50	1:100	1:50	1:100	1:50	1:100
Nominal output speed [1/min]	5	2	22	11	22	11
	at 1500 Hz (225 1/min)		at 1100 1/min		at 1100 1/min	
Max. output speed [1/min]	24	12	59	30	70	35
	at 8000 Hz (1200 rpm)		--			
Nominal torque [Nm]	5	7	5	7	5	7
	at 1500 Hz (225 1/min)		--			
Max. torque (short term) [Nm]	--	--	5	7	5	7
Rated holding torque (static load) [Nm]	5	7	5	7	5	7
Max. transmission load [Nm]	9	14	9	14	9	14
	Limit for repeatable peak torque					
Dynamic load factor C [N]	392					
Static load factor C ₀ [N]	392					
Weight [kg]	2.3					

* Values for half-step operation

Dimensioned drawings

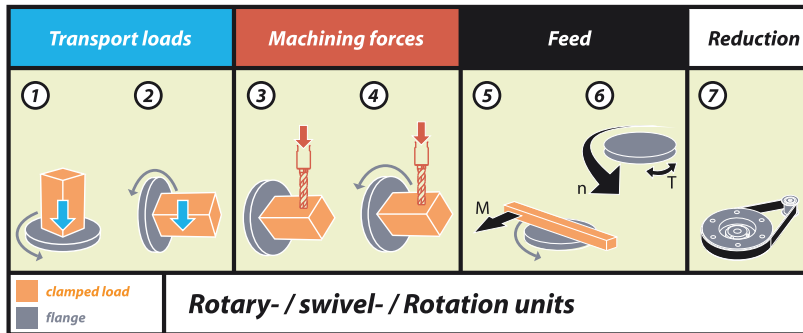


Versions	Part no.	L	A
Tailstock unit RE-XS 200 mm	269100 0020	325	117
Tailstock unit RE-XS 300 mm	269100 0030	425	217
Tailstock unit RE-XS 400 mm	269100 0040	525	317
Tailstock unit RE-XS 500 mm	269100 0050	625	417



Turn/tilt/rotation units:

Transport loads, machining forces, feed



Rotary or tilting units	1*	2*	3	4	5	6	7
RDH-M (step)	100 kg	45 kg	55 Nm	24 Nm	24 Nm	4 rpm	1:51
RDH-M (step)	160 kg	70 kg	108 Nm	45 Nm	45 Nm	2 rpm	1:101
RDH-M (EC-servo, brushless)	110 kg	50 kg	26 Nm	9 Nm	9 Nm	22 rpm	1:51
RDH-M (EC-servo, brushless)	180 kg	80 kg	51 Nm	17 Nm	17 Nm	11 rpm	1:101
RDH-S (step)	30 kg	15 kg	7 Nm	7 Nm	7 Nm	4 rpm	1:51
RDH-S (step)	48 kg	24 kg	11 Nm	11 Nm	11 Nm	2 rpm	1:101
RDH-S (EC-servo, brushless)	30 kg	15 kg	7 Nm	4.6 Nm	4.6 Nm	22 rpm	1:51
RDH-S (EC-servo, brushless)	48 kg	24 kg	11 Nm	4.6 Nm	9.2 Nm	11 rpm	1:101
RDH-S (DC-servo)	25 kg	13 kg	7 Nm	4.6 Nm	4.6 Nm	22 rpm	1:51
RDH-S (DC-servo)	40 kg	20 kg	11 Nm	8.7 Nm	8.7 Nm	11 rpm	1:101
RDH-XS (step)	30 kg	10 kg	5 Nm	5 Nm	5 Nm	24 rpm	1:50
RDH-XS (step)	30 kg	10 kg	7 Nm	7 Nm	7 Nm	12 rpm	1:100
RDH-XS (EC-servo, brushless)	30 kg	10 kg	5 Nm	5 Nm	5 Nm	59 rpm	1:50
RDH-XS (EC-servo, brushless)	30 kg	10 kg	7 Nm	7 Nm	7 Nm	30 rpm	1:100
RDH-XS (DC-servo)	30 kg	10 kg	5 Nm	5 Nm	5 Nm	70 rpm	1:50
RDH-XS (DC-servo)	30 kg	10 kg	7 Nm	7 Nm	7 Nm	35 rpm	1:100
RF 1 (step)	60 kg	30 kg	37 Nm	17.5 Nm	17.5 Nm	50 rpm	1:24
RF 1 (step)	100 kg	50 kg	75 Nm	38 Nm	38 Nm	23 rpm	1:52
RF 1 (step)	150 kg	75 kg	75 Nm	75 Nm	75 Nm	12 rpm	1:100
RF 1 (DC servo/EC servo)	70 kg	35 kg	7 / 12 Nm	6 / 10 Nm	6 / 10 Nm	125 rpm	1:24
RF 1 (DC servo/EC servo)	110 kg	55 kg	16 / 26 Nm	13 / 22 Nm	13 / 22 Nm	58 rpm	1:52
RF 1 (DC servo/EC servo)	160 kg	80 kg	30 / 50 Nm	25 / 42 Nm	25 / 42 Nm	30 rpm	1:100
MD 1 (step)	5 kg	2.5 kg	14 Nm	8 Nm	8 Nm	60 rpm	1:20
MD 1 (DC servo)	6 kg	3 kg	3.9 Nm	3 Nm	3 Nm	175 rpm	1:20
MD 1 (EC servo, brushless)	6 kg	3 kg	4 Nm	3.2 Nm	3.2 Nm	150 rpm	1:20
ZR 20 (step)	10 kg	5 kg	14 Nm	8 Nm	8 Nm	60 rpm	1:20
ZD 30 (step)	14 kg	8 kg	20 Nm	12 Nm	12 Nm	40 rpm	1:30

*) Guideline values will vary according to application !!